



Appendix C. Serial Port Wiring

COM1, 6-Pin Circular Weathertight Connector



Cable Wire View

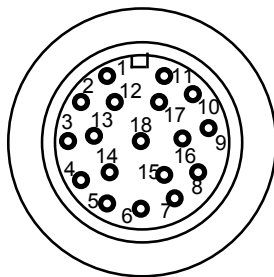


Cable End View

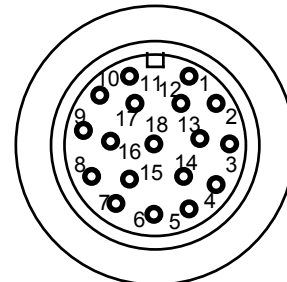
Pin	Signal	Description
1	DTR	Data Terminal Ready
2	DCD	Data Carrier Detect
3	DSR	Data Set Ready
4	RXD	Receive Data
5	TXD	Transmit Data
6	GND	Ground

Note dimple next to pin 1

COM0, 18-Pin Circular Weathertight Connector



Cable Wire View



Cable End View

Pin	Signal	Description
1	RY1NO	Minor Alarm Normally Open
2	RY1NC	Minor Alarm Normally Close
3	RY1C	Minor Alarm Common
4	RY2NO	Major Alarm Normally Open
5	RY2NC	Major Alarm Normally Close
6	RY2C	Major Alarm Common
7	P13V	+13V DC Power
8	TX+	Differential Transmit Data
9	TX-	Differential Transmit Data

Pin	Signal	Description
10	RX+	Differential Receive Data
11	RX-	Differential Receive Data
12	RS485	RS485 Jumper (open for 232)
13	TXM	TX Mute*
14	DTR	Data Terminal Ready
15	DCD	Data Carrier Detect
16	RXD	Receive Data
17	TXD	Transmit Data
18	GND	Ground