

METRACOM 1M Ku BAND FLYAWAY

Once the boxes are unpacked, you will find two backpacks (A and B) and one black transit case (C).

Backpack A – Antenna/RF

Backpack B – Baseband

Transit Case C – AC/DC Power Supply and Wired Display (if purchased as option)



Figure 2 Backpack A - Antenna/RF Lid without Antenna Segments

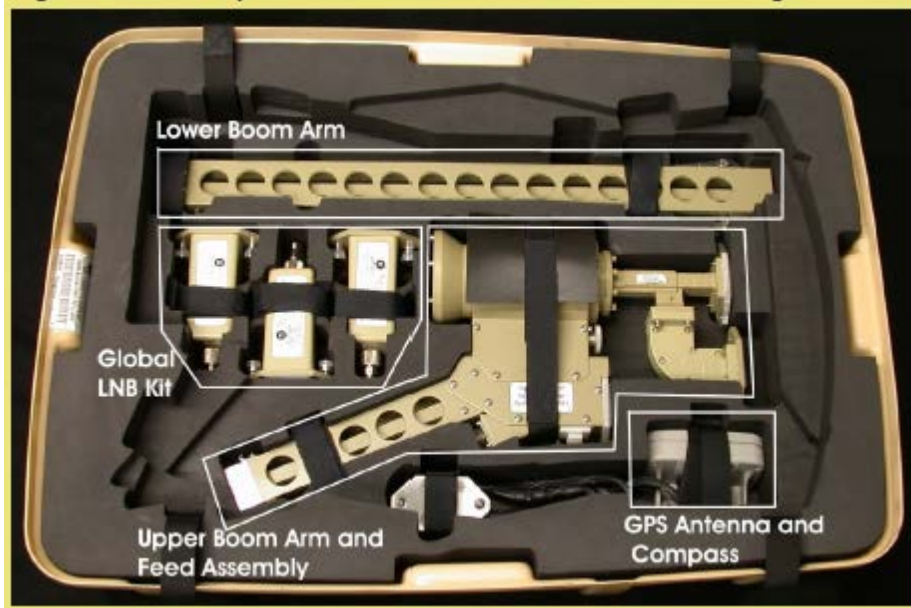


Figure 3 Backpack A - Antenna/RF Lid with Antenna Segments



Figure 4 Backpack A - Antenna/RF Bottom

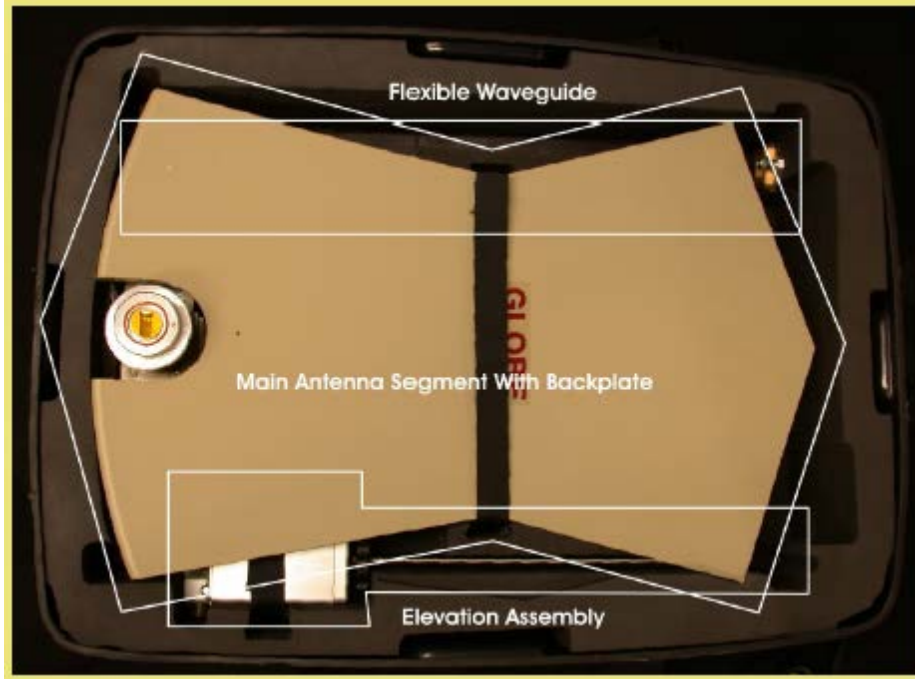


Figure 5 Backpack B - Baseband Lid



Figure 6 Backpack B – Baseband Bottom




Figure 7 Transit Case C - AC-DC Power Supply and Wired Display (optional)



Parts/Assemblies Checklist

| Part Name | Backpack | Part # |
|--|------------|------------------|
| Main Antenna Segment with Backplate | A (Bottom) | FRU-5200-ANT |
| Antenna Segment 2 | B (Lid) | FRU-5200-ANT |
| Antenna Segment 3 | B (Lid) | FRU-5200-ANT |
| Antenna Segment 4 | A (Lid) | FRU-5200-ANT |
| Antenna Segment 5 | A (Lid) | FRU-5200-ANT |
| Antenna Segment 6 | A (Lid) | FRU-5200-ANT |
| Lower Boom Arm | A (Lid) | FRU-5200-LBA |
| Ku-band Upper Boom Arm and Feed Assembly | A (Lid) | FRU-5200-UBA-KUR |
| LNB 1000HA | A (Lid) | FRU-5200-LNBA |
| LNB 1000HB | A (Lid) | FRU-5200-LNBB |
| LNB 1000HC | A (Lid) | FRU-5200-LNBC |
| GPS Antenna and Compass | A (Lid) | FRU-5200-GPS |
| Flexible Waveguide | A (Bottom) | FRU-5200-FWG |
| Elevation Assembly | A (Bottom) | FRU-5200-EVA |
| Baseband Unit | B (Bottom) | FRU-5200-BBI |
| AC-DC Power Supply | C | FRU-5200-PS |
| Power Supply Cables (2) | C | FRU-5200-PSCS |
| Wired Display (optional) | C | FRU-5200-MDWD |
| TX Termination (optional) | A (Lid) | FRU-5200-WR75 |